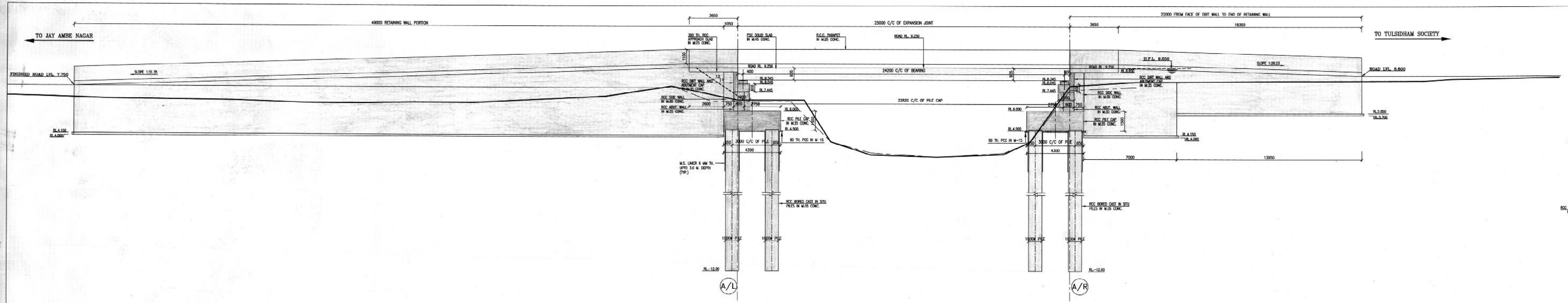

GROUND LEVEL IN METER AT R2							6.310	7.115	7.900	6.720	6.715	6.690	
GROUND LEVEL IN MT AT R1	6.815	6.710	6.525	6.520	6.600	6.570	6.840	7.080	7.870		6.820		6.820
CHAINAGE IN METER	77.58	67.88	62.40	58.32	54.53	49.87	45.00	40.00	35.00	32.00	30.00	26.00	25.00

GROUND LEVEL IN METER AT R2	3.660	2.820	2.515	2.810	3.615	7.600	7.810					
GROUND LEVEL IN MT AT R1	3.650	2.665	2.500	2.710	3.645	7.910	8.210	8.210	8.280	8.315	8.460	8.595
CHAINAGE IN METER	23.00	20.00	15.00	10.00	8.00	5.00	0.00	-2.80	-10.80	-21.67	-23.77	-31.97

LONGITUDINAL SECTION A–A 1:100

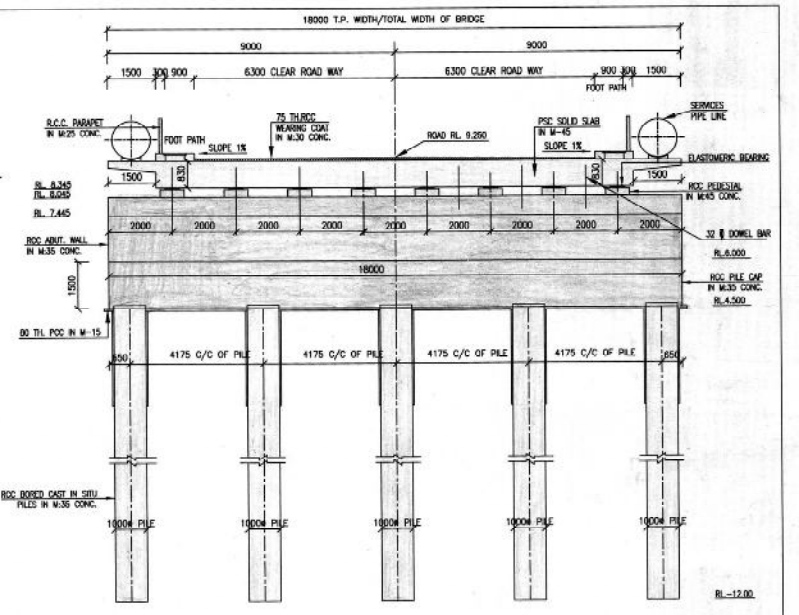

CROSS SECTION B–B 1:100

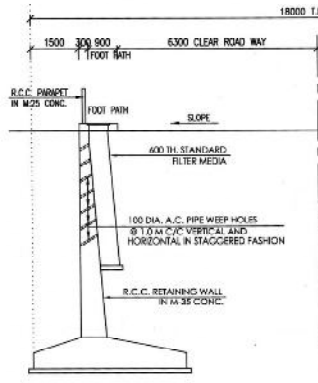

TYP. SECTION THROUGH RCC RETAINING WALL

SCALE 1 CM = 1.0 M.

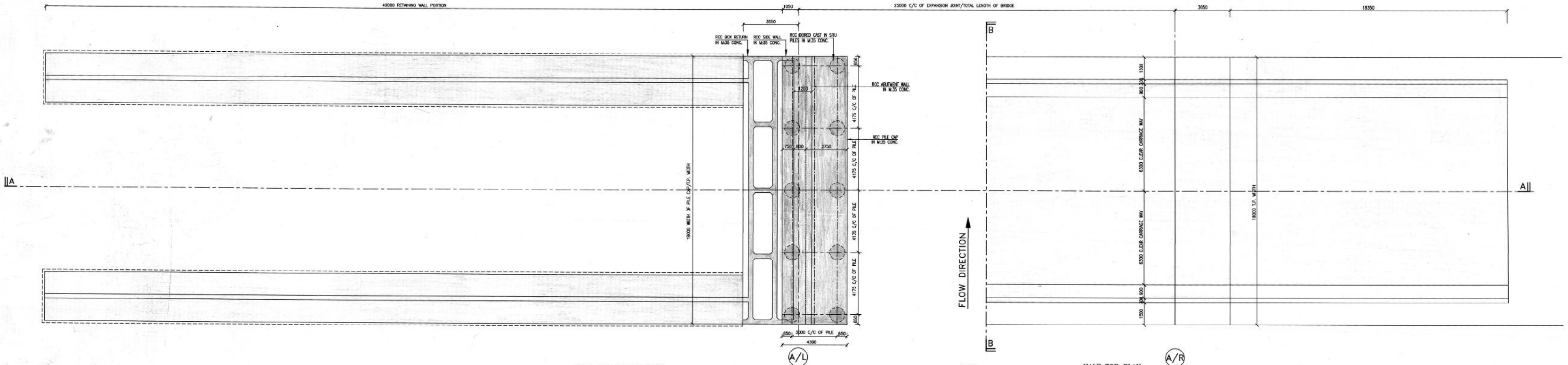

SALIENT FEATURES OF BRIDGE

TYPE OF BRIDGE	SUBMERSIBLE
H F L	RL. 9.250 M
FORMATION LVL.	RL. 9.250 M
VELOCITY	3.37 M/SEC.
DISCHARGE	430 CUMECS

NOTES:

1. ALL DIMENSIONS ARE IN MILLIMETERS AND LEVELS ARE IN METER.
2. DO NOT SCALE THIS DRAWING.
3. THE ARRANGEMENTS SHOWN IN THIS DRAWING IS PRELIMINARY AND WILL BE FINALISED AS PER DETAILED DESIGN.
4. THE LEVELS AND ALLTHE DETAILS OF EXISTING GROUND LEVELS ETC. ARE BASED ON THE DATA SUPPLIED BY SMC

NO	DATE	REVISION
R6	01-07-2009	REV.AS PER SMC LETTER NO.BRIDGE CELL/401 DTD 30-06-09
		CHANGE LENGTH OF RETAINING WALL AS 22.0 M ON TULSIDHAM
		SIDE AND DEPTH OF RET. WALL FOR BIGINING 7.0 M LENGTH
R5	23-01-2009	REVISED AS PER SMC LETTER NO.BRIDGE CELL/2042 DATED
		22-01-2009 FOR LENGTH OF RETAINING WALL AS 49.0 M
R4	16-10-2008	REVISED FOR BOTT LVL. OF PILE CAP AS REQUIRED BY SMC
R3	16-11-2007	REVISED AS PER REQUIREMENT OF SMC
R2	18-09-2007	REVISED AS PER REQUIREMENT OF SMC
R1	13-06-2007	REVISED AS PER DETAILED SOIL INVESTIGATION REPORT

PROJECT

CONSTRUCTION OF BRIDGE ACROSS CREEK JOINING TULSIDHAM SOCIETY AND JAYAMBE NAGAR ON 60' WIDE ROAD (18.0 M) AT BAMROLI–SURAT.

CLIENT

SURAT MUNICIPAL CORPORATION
SURAT

CONSULTANTS

multi media consultants pvt. ltd.
' Multi House ', B/h. La-Gajjar Bunglow,
Nr. C.N.Vidhyalaya, Ambawadi, AMDAVAD-380 006.

TITLE

GENERAL ARRANGEMENT IN PLAN ELEVATION AND CROSS SECTION

DRAWN BY : HITENDRA N. VANKANI	DESIGNED BY : B.N.SUTHAR		
CHECKED BY : A.N.P.	PROJ. NO.	DRG. NO.	REVISION
SCALE : 1:1	07-385	TULSIDHAM 18MRD-02	R6
DATE : JANUARY 2007			